

TECHNICAL SPECIFICATION

ATTIC LADDER LSF

I. APPLICATION

LSF is a fire rated scissor attic ladder designed to provide safe and easy access to non-inhabited spaces. It eliminates a need for installing more expensive and space consuming staircases. Fire rated scissors metal model **LSF** for building codes require fire protections.

II. STRUCTURE

No.	Element	Description
1	Hatch	insulated, fire-resistant white hatch thickness: 2 $\frac{1}{8}$ ". thermal insulation thickness: 1 $\frac{1}{8}$ ". hatch equipped with a lock.
2	Frame	metal ladder box with metal trim and quick-installation brackets included. height: 5 $\frac{1}{2}$ "
3	Ladder	metal scissor ladder
4	Steps	metal, equipped with anti-slip profile. step width: 3 $\frac{1}{8}$ " length: 11 $\frac{1}{8}$ ", 12 $\frac{3}{8}$ ",
5	Standard Accessories	control rod for opening the hatch

III. DIMENSIONS

No.	Rough Opening	Room height
1	22" x 47"	8' 10 $\frac{1}{8}$ " - 9' 10"
2	25" x 47"	

IV. TECHNICAL PARAMETERS

Maximum loading	350 lbs
Fire Rated	EI2 = 60 min

V. COMPATIBLE ACCESSORIES

Ladder Balustrade LXB-U	The balustrade is available in one standard size 30"x54" for all attic ladders.
LSS additional step	To increase the length of the LSF ladder you can use an extra step: LSS-30 for size 22/47, LSS-32 for size 25/47.

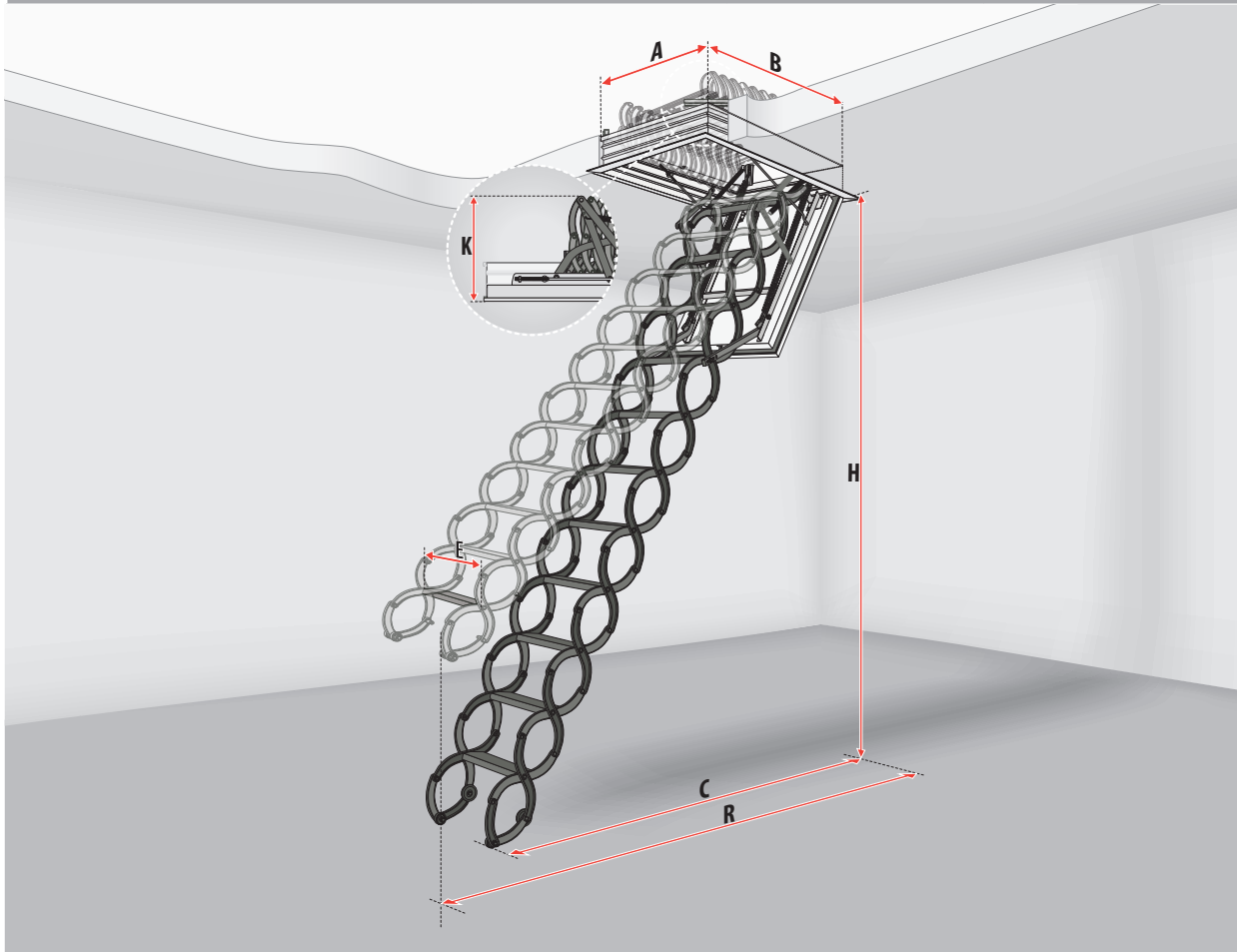




VI. ASSEMBLY INFORMATION

The LSF Attic Ladder is delivered to the customer **fully assembled** and does not require any pre-installation work. Installation of the product must be carried out in accordance with the included fitting instructions.

Pre-installation, installation and safety instruction: <http://www.fakrousa.com/our-products/offer/-installation-instructions/>
 Installation movies: <http://www.fakrousa.com/our-products/offer/attic-ladders/>

VII.DETAILED DIMENSIONS



			
LSF		22½x47	25x47
Manufacturer's part number		66858	66859
Ceiling height	H	8'10¼" – 9'10⅝"	
Rough opening	AxB	22½"x47"	25"x47"
Outside frame dimensions		22"x46⅝"	24½"x46⅝"
Outside frame dimensions including trim		24½"x49"	27"x49"
Internal frame dimensions		20"x45¼"	22½"x45¼"
Projection	R	67" – 71"	
Landing space	C	65" – 51¼"	
Folded ladder height	K	17¾"	
Frame height		5½"	
Step length	E	11⅞"	12⅝"
Step width		3⅞"	
Possibility of adding additional steps		LSS-30	LSS-32

	1 step removed		standard length of ladder (10 steps)		1 additional step	
	7'10½"	8'10⅜"	8'10⅜"	9'10⅞"	9'10⅞"	10'6"
Ladder dimensions are equal to all sizes.						
	65"	65"	67"	71"	72⅞"	82¾"
	39⅞"	55⅞"	65"	51¼"	47¼"	55⅞"